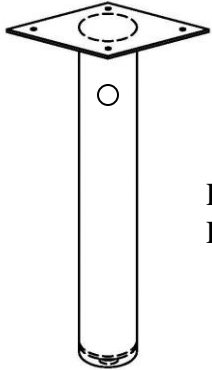


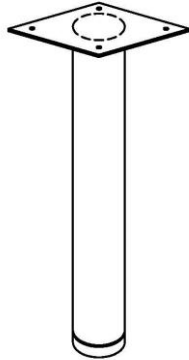
FCMetals

FANTASY CREATIONS IN METAL, INC.

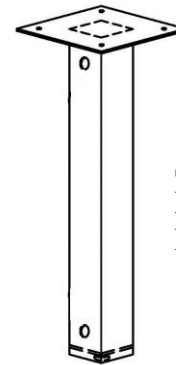
SPECIFICATIONS FOR 2017 FCM CATALOG



Round Leg w/Access Hole
Recessed Leveler



Round Leg
Fullsize Leveler



Square Leg with Access
Holes and
Recessed Leveler

FCM TUBE LEGS Standard Tall Legs 28" to 40.5" High CUSTOM SIZES AVAILABLE	1- 3 CRS RAW	1- 3 MATTE BLACK/ SILVER/ WHITE	1- 3 POLISH OR SATIN CHROME	4 -9 CRS RAW	4-9 MATTE BLACK/ SILVER/ WHITE	4-9 POLISH OR SATIN CHROME	10-24 CRS RAW	10-24 MATTE BLACK/ SILVE/ WHITE	10-24 POLISH OR SATIN CHROME
---	--------------------	---	---	--------------------	--	--	---------------------	---	--

ROUND AND SQUARE LEGS

2" ROUND LEG RECESSED LEVELER	Top Plate 4 SQ								
FCM-1400-2R X 28H-RL	63	79	99	46	68	86	43	67	78
FCM-1400-2R X 31.5H-RL	64	95	106	53	86	94	44	83	89
FCM-1400-2R X 34.5H-RL	65	99	109	55	88	96	45	85	92
FCM-1400-2R X 40.5H-RL	68	109	119	56	98	106	47	94	99

2" ROUND LEG FULLSIZE LEVELER	Top Plate 4 SQ								
FCM-1400-2RX28H-FS	74	99	109	52	88	106	49	84	100
Fcm-1400-2RX31.5H-FS	75	106	116	54	98	107	51	86	101
FCM-1400-2RX34.5H-FS	75	109	119	56	99	109	52	87	102
FCM-1400-2RX40.5H-FS	77	119	129	58	98	116	54	91	105

Fantasy Creations in Metal Inc.

Ph-951.280.0438 Fax~951.280.0458 Metalsdiva@FCMetals.com www.FCMetals.com

TUBE LEGS	1-3	1-3	1-3	4-9	4-9	4-9	10-24	10-24	10-24
	CRS RAW	MATTE BLACK/ SILVER/ WHITE	POLISH OR SATIN CHROME	CRS RAW	MATTE BLACK/ SILVER/ WHITE	POLISH OR SATIN CHROME	CRS RAW	MATTE BLACK/ SILVER/ /WHITE	POLISH OR SATIN CHROME
2" SQUARE LEG RECESS LEVELER	Top Plate 8 SQ								
FCM-1400-2SX28H-RL	61	71	119	48	67	117	44	64	114
FCM-1400-2SX31.5H-RL	71	107	122	49	75	120	45	65	118
FCM-1400-2SX34.5H-RL	73	109	124	51	77	123	47	66	120
FCM-1400-2SX40.5H-RL	75	128	129	54	97	128	49	68	125
3" ROUND LEG RECESSED LEVELER	Top Plate 8 SQ								
FCM-1400-3RX28H-RL	66	79	89	56	78	86	49	77	85
FCM-1400-3RX31.5H-RL	67	95	98	57	94	97	50	89	94
FCM-1400-3R X 34.5H-RL	68	96	99	58	95	98	52	92	96
FCM-1400-3R X 40.5H-RL	70	98	109	60	97	107	54	95	105
3" ROUND LEG FULLSIZE LEVELER	Top Plate 8 SQ								
FCM-1400-3RX28H-FS	72	92	99	62	90	93	56	88	90
FCM-1400-3RX31.5H-FS	73	117	119	63	115	117	57	110	115
FCM-1400-3RX34.5H-FS	74	119	121	64	117	119	58	112	117
FCM-1400-3RX40.5H-FS	76	135	141	66	132	138	60	129	134
3" SQUARE LEG RECESSED LEVELER	Top Plate 8 SQ								
FCM-1400-3SX28H-RL	78	120	148	72	118	145	64	112	142
FCM-1400-3SX31.5H-RL	81	128	156	74	125	152	65	119	149
FCM-1400-3SX34.5H-RL	82	130	158	75	128	155	66	122	152
FCM-1400-3SX40.5-RL	84	140	178	77	138	172	69	133	168
4" ROUND LEG RECESSED LEVELER	Top Plate 10 SQ								
FCM-1400-4RX28H-RL	79	99	112	72	98	111	64	94	108
FCM-1400-4RX31.5H-RL	82	113	126	73	111	122	66	109	117
FCM-1400-4RX34.5H-RL	83	114	127	75	113	125	67	111	119
FCM-1400-4RX40.5H-RL	85	124	137	79	123	135	69	121	129

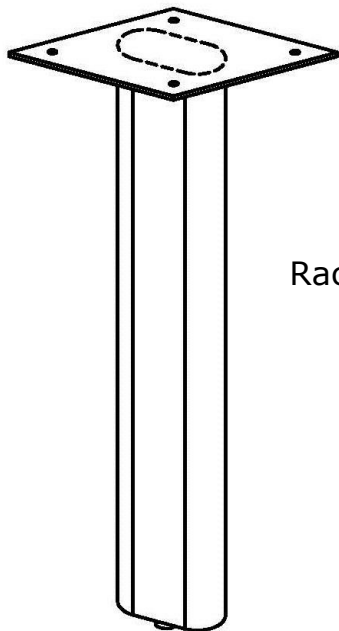
TUBE LEGS	1-3	1-3	1-3	4-9	4-9	4-9	10-24	10-24	10-24
	CRS RAW	MATTE BLACK/ SILVER/ WHITE	POLISH OR SATIN CHROME	CRS RAW	MATTE BLACK/ SILVER/ WHITE	POLISH OR SATIN CHROME	CRS RAW	MATTE BLACK/ SILVE/ WHITE	POLISH OR SATIN CHROME
4" ROUND LEG FULLSIZE LEVELER	Top Plate 10 SQ								
FCM-1400-4RX28H-FS	88	119	145	80	118	142	74	114	138
FCM-1400-4RX31.5H-FS	92	127	147	83	126	146	75	124	144
FCM-1400-4RX34.5H-FS	93	130	149	85	128	148	76	126	146
FCM-1400-4RX40.5H-FS	94	140	159	88	138	158	79	136	156
4" SQ LEG RECESSED LEVELER	Top Plate 10 SQ								
FCM-1400-4SX28H-RL	110	155	198	81	153	188	73	148	179
FCM-1400-4SX31.5H-RL	113	163	221	84	161	211	76	155	196
FCM-1400-4SX34.5H-RL	115	165	223	86	163	213	76	158	199
FCM-1400-4SX40.5H-RL	119	175	245	92	173	225	80	168	209
6" ROUND LEG RECESSED LEVELER	Top Plate 12 SQ								
FCM-1400-6RX28H-RL	89	121	213	79	119	212	74	115	158
FCM-1400-6RX31.5H-RL	91	140	167	82	137	166	77	133	166
FCM-1400-6RX34.5H-RL	93	141	169	84	139	168	78	135	168
FCM-1400-6RX40.5H-RL	96	151	179	88	149	178	82	145	208
6" RND LEG FULLSIZE LEVELER	Top Plate 12 SQ								
FCM-1400-6RX28H-FS	103	138	209	95	136	207	87	132	203
FCM-1400-6RX31.5H-FS	105	159	214	96	156	209	88	151	205
FCM-1400-6RX34.5H-FS	107	161	216	97	158	212	89	152	207
FCM-1400-6RX40.5H-FS	112	171	226	102	168	222	96	162	217
6" SQ LEG RECESSED LEVELER	Top Plate 12 SQ								
FCM-1400-6SX28H-RL	138	188	259	119	181	246	105	174	239
FCM-1400-6SX31.5H-RL	144	196	267	123	189	254	109	183	247
FCM-1400-6SX34.5-RL	145	198	269	124	191	256	112	184	249
FCM-1400-6SX40.5-RL	152	208	289	125	201	279	125	194	274

Fantasy Creations in Metal Inc.

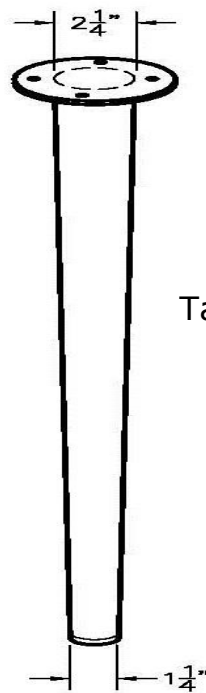
Ph-951.280.0438 Fax~951.280.0458 Metalsdiva@FCMetals.com www.FCMetals.com

SPECIALTY TUBE LEGS

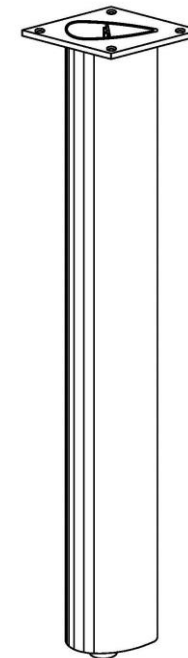
SPECIALTY LEGS



Race Track Oval



Tapered Round Leg



Tear Drop

Fantasy Creations in Metal Inc.

Ph-951.280.0438 Fax~951.280.0458 Metalsdiva@FCMetals.com www.FCMetals.com

RACETRACK OVAL LEG 2-9/16 x 4 RECESSED LEVELER	1-3	1- 3	1- 3	4 - 9	4-9	4-9	10-24	10-24	10-24
	CRS RAW	MATTE BLACK / SILVER/ WHITE	POLISH OR SATIN CHROME	CRS RAW	MATTE BLACK/ SILVER/ WHITE	POLISH OR SATIN CHROME	CRS RAW	MATTE BLACK/ SILVER/ WHITE	POLISH OR SATIN CHROME
Top Plate 8 SQ									
FCM-1400-RT2344X28H	75	119	147	69	114	145	66	110	142
FCM-1400-RT2344X31-5H	77	123	159	74	119	154	68	116	151
FCM-1400-RT2344X34.5H	78	124	160	75	120	155	69	117	152
FCM-1400-RT2344X40H	82	138	180	73	131	175	73	126	164

TAPERED ROUND LEG 1-1/4 BOTTOM X 2-1/4 TOP

This leg only available 27.5" High.
Custom sizes & finish can be quoted at your request.

Top Plate / 4 RD

FCM-1400-TRL-214114 X 27-1/2H

1-15

15-25

26-50

SILVER →

85

75

65

Matte Black

110

108

105

TEAR DROP LEG 2" X 4-1/4"

1-3

4-9

10-24

FCM-1400TD X 27H with Exposed Leveler

This leg is only available in Aluminum. BUT CAN BE PLATED IN ANY FINISH OF YOUR CHOICE. PLEASE CALL FOR QUOTE. Overall Height is 27". Leveler is exposed by 1/2" at bottom.

Top Plate / 4 SQ

MATTE BLACK (MB)

125

115

110

TEXTURED METALLIC SILVER (TMS)

85

83

82

SATIN ALUMINUM (SA)

88

86

84

POLISHED ALUMINUM (PA)

128

117

115

Fantasy Creations in Metal Inc.

Ph-951.280.0438 Fax~951.280.0458 Metalsdiva@FCMetals.com www.FCMetals.com



WE MAKE ALUMINUM AND STAINLESS STEEL LEGS TOO.

**GIVE US YOUR SPECIFIC SIZE AND FINISH
FOR OUR VERY COMPETITIVE PRICING.**

**ANTIQUÉ BRONZE, POLISHED OR SATIN BRASS, AND
NICKEL ALL AVAILABLE.**

Standard Specifications:

- **Raw legs are powder coating quality, or perfect for wood wrapping to create a bold solid wood looking leg.
- **When ordering please specify leg style: Racetrack Oval (RT). Round (R). Square (S).
Tapered Round Leg (TRL). TEAR DROP (TD).
- **Recessed Leveler (RL). Fullsize Leveler (FS). Cord Access Hole (AH). Dual Wheel Caster (DWC).
- **Please specify finish: Satin Chrome (Same as Brushed) (SC). Polished Chrome (Same as Mirror) (PC).
Matte Black (MB). Silver (SLVR). White (W) Please specify Flat or Gloss.
Satin Aluminum (SA). Polished Aluminum (PA). Textured Metallic Silver (TMS)
- **Fullsize Levelers are ½" thick and same diameter as leg.
- **Many more finishes are available, please call for quote.
- **Lead time: Powder coated / 3 weeks or less. Plated / 4 weeks or less.

**Access Hole in Top Plate: 1.5" Round on 4" and 6" round or square \$25.00 ea (1-3). \$20.00 ea (4-9). \$15.00 ea (10-24).

**Access Hole in Top Plate: Same size as leg, on 3" & 4" leg: \$25.00 (1-3). \$20.00 (4-9). \$15.00 (10-24).
Top plate cannot be K.D. this style.

**Access Hole in Top Plate: Same size as leg, 6" leg \$25.00 any quantity. Top plate cannot be K.D. this style.

** Offset Top Plates: Add \$4.00 per leg.

**On all round legs: standard grain direction is circular unless otherwise specified: Add on \$3.00 for Vertical Grain. Specify (VG)

** On all square legs: standard grain direction is vertical.

** For special heights: Add on \$5.00 per inch less than 5 pieces. Add on \$4.00 per inch more than 5 pieces.

** Dual wheel casters: Add on \$15.00 each, less than 5 pieces. Add on \$10.00 each more than 5 pieces.

**Additional sizes and modifications are available.

**Quick Ship Items: 3" Round and Square. 4" Round and Square." And 6" Round. Stocked x 28" High.
Tear Drop Legs in Textured Metallic Silver & Polished Aluminum.

***Additional Charges: \$5.00 cartoning charge per box on tube legs. This fee is to cover the additional material and labor required to pack your legs properly to insure they arrive to you as beautifully as they were when they left us.*

**2" Round or Square=4 per box. **3" Round or Square=2 per box.

**4" Round or Square=2 per box. **6" Round or Square=1 per box.

**Racetrack Oval=2 per box. **Tear Drop=2 per box.

**If oversize cartoning is required, the charge will be \$8.00 per box.

Fantasy Creations in Metal Inc.

Ph-951.280.0438 Fax~951.280.0458 Metalsdiva@FCMetals.com www.FCMetals.com